



# NIVA

FAN COIL  
UNIT  
HEATING  
& COOLING



## VASCOGROUP

is a comprehensive provider of heating and ventilation solutions throughout the world, especially for residential applications. Its best-known brands are Vasco, Brugman and Superia. Vasco is a leading producer of designer radiators, ventilation and underfloor heating, and market leader in bathroom radiators (Benelux). Brugman and Superia are high-quality brands for panel radiators and belong to the absolute top in their segment. Vasco Group develops and optimises improved technologies and products for the indoor climate of the end user. This is achieved by focusing strongly on the individual needs of the end customer.

The search for alternative materials, novel designs and innovative production methods has already earned Vasco several awards and prizes. The headquarters is established in Dilsen. The production plants are located in Tubbergen (Netherlands), Zedelgem (Belgium), Dilsen (Belgium) and Legnica (Poland). The Vasco Group has 700 employees and belongs to the Vaessen Industries group of companies.



## NIVA FAN COIL UNIT










Year after year, the heat pump gains more ground in new and existing houses. Experts agree: this is the energy source of the future. The end-user benefits twice, because a heat pump not only heats in an energy-efficient manner but also cools the house - certainly when combined with Vasco's brand-new Niva fan coil unit! A fan coil unit is a heat exchanger including lamellas in which a fan blows hot or cold air into the room. This system, which functions at low water temperatures of 28 - 40°C, has great advantages when combined with a heat pump. The fan coil unit can be used in all the rooms of a house, but it is especially beneficial in bedrooms where we need both heating and cooling. The fan coil unit heats or cools a bedroom in no time from 18°C to 22°C or from 28°C to 24°C. In case of cooling water temperatures between 7 and 12°C are used.

**The solution for cosy winters and cool summers!**



[WWW.VASCO.EU](http://WWW.VASCO.EU)

# heating & cooling

- 
**The ideal 2-in-1 solution**  
 The desired temperature at a fast speed
- 
**Ideal combined with a heat pump**  
 Cooling is only possible using a heat pump with cooling function
- 
**For low water temperature systems**
- 
**Superbly quiet operation**
- 
**Modulating fan-regulation**
- 
**Includes a copper/aluminium heat exchanger**
- 
**Energy-efficient operation**
- 
**Touch display with intuitive control**
- 
**Recoatable**





The Niva fan coil unit not only operates quickly and efficiently. The extreme thin design of the sleek front panel combined with the part at the back of it seems to be suspended in relation to the wall.

The stylish Niva design provides added class to any room in the house. Even more so, this designer range topper absolutely rivals all its competitors in both contemporary or retro interiors and modern environments. You can find Niva-design's refinement in each detail.

# NIVA DESIGN



WARM IN WINTERS

**Superbly quiet climate control**  

Another genuine advantage of the Niva fan coil unit is that its noise level is never disturbing. That has everything to do with the pioneering modulating control. Once again, a world of difference compared to other solutions that operate predominantly in the classical three modes. This does not apply

to Vasco. The Niva fan coil unit automatically runs at a lower speed as the fan's rotational speed decreases depending on the difference in temperature. If the required temperature is almost reached, the fan continues to rotate at an inaudible noise level. The advantages for the user? Comfort is reached swiftly with

minimum disturbance! The advantages are not only related to noise. The fan coil unit has a filter that intercepts dust particles. This filter also protects the fan and the heat exchanger against contamination. A perfectly dust-free climate in the room.

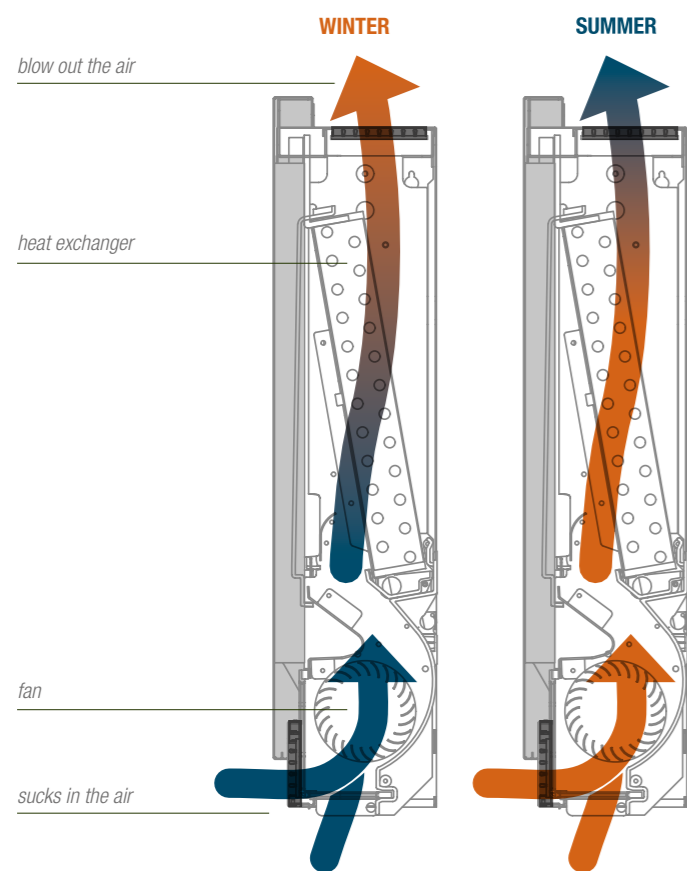
COOL IN SUMMERS



MODULATING FAN CONTROL



**2<sup>IN</sup>1** The Niva fan coil unit generates a comfortable temperature level to each room in your house. The fan coil unit reheats your house in cold weather and provides highly needed cooling during warm days!



This fan coil unit sucks the air in through the bottom part and transports the cool or hot air to the heat exchanger via the fan. The hot air (in winters) or cold air (in summers) is blown into the room at the upper part.





IN EACH ROOM, THE

### Cooling passively and actively

A fan coil unit is an apparatus that should be connected to a heat source e.g., boiler or heat pump. If the heat pump also has a cooling function, it can also be used as a cooling source (cold water) for the fan coil unit. Standard, the fan coil unit is equipped to be used as a heating element and a cooling

element. Using the fan coil unit, you can cool passively and actively. In case of passive cooling, the heat exchanger in the fan coil unit is supplied with cold water between 17 and 20°C. At these water temperatures, the indoor air is not dehumidified. The total cooling capacity remains limited. Active cooling occurs by supplying the heat exchanger in

the fan coil unit with water between 7 and 12°C. At these water temperatures, the air is dehumidified as well. Air dehumidifying during cooling increases the feeling of comfort during the summer. The condensed water released by dehumidification must be discharged to the outside or drained via the foul-water drain system.

DESIRED INTERIOR CLIMATE



*Paint the front panel in a trendy colour for a playful effect or in the same colour as the wall for an unmatched suspended effect. Due to its textured paint in S600, the front panel can be recoated easily in the desired colour.*



## ENERGY-EFFICIENT OPERATION

The double-pipe fan coil units constitute the perfect supplement to a heat pump system e.g., in case of underfloor heating on the ground floor and fan coil units in the bedrooms on the first floor, which require quick reaction time. Because the fan coil units operate at low heating temperatures and relative high cooling-water temperatures, they save considerable energy in the operation of the heat pump. The Niva fan coil units have direct-current motors for even lower energy consumption.

It is important to insulate the pipelines properly when they are used for cooling. Not only to save energy but also to avoid condensation.



## EASY TO USE AND TO INSTALL



Ease of use in the widest sense of the word! The Niva fan coil unit scores high in this area – both in the installation and during utilisation. Everything is pre-assembled, the connections are made in no time, and all the technical items (control, motorised three-way valve, etc.) are indiscernibly concealed in the apparatus. Also for the end-user, everything is as compact and easy as possible. The temperature control is operated very easily via an intuitive operation on the touch display.



# heating & cooling

## NIVA FAN COIL UNIT

### TYPES & DIMENSIONS

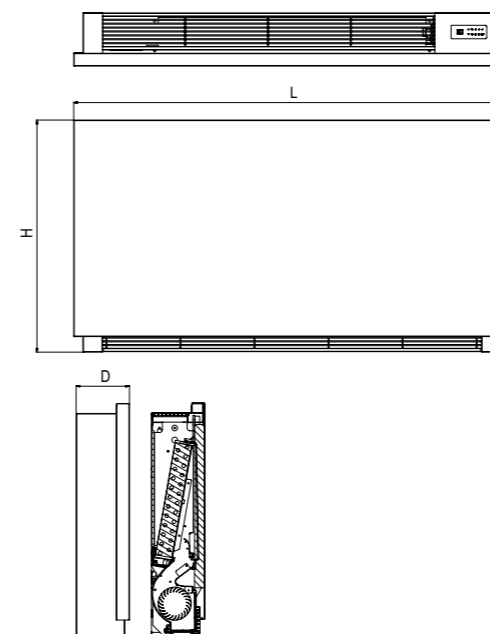
type	order code	width (L mm)	height (H mm)	depth (D mm)	45/40/20 (Watt)	35/30/20 (Watt)	weight (kg)	content (l)
FC75	11600-01	750	610	140	1114	506	18	0,47
FC95	11600-02	950	610	140	2004	971	21	0,80
FC115	11600-03	1150	610	140	3162	1698	24	1,13

According to EN442-1: radiators and convectors

### STANDARD COLOUR

Backside Anthracite Grey RAL 7016 (textured paint)  
 Front panel White S600 (RAL 9016, textured paint)  
 The front panel is recoatable.

### DRAWING



### TECHNICAL DATA

#### General data

	FC75	FC95	FC115
Heating capacity at 45 / 40 / 20°C	1114	2004	3162
Water flow rate	192	345	545
Pressure loss	9.47	7.93	21.78
Heating capacity at 35 / 30 / 20°C	506	971	1698
Total cooling capacity at 7 / 12 / 27°C 50% RV	990	1829	2884
Palpable cooling capacity	742	1370	2163
Water flow rate	170	313	496
Pressure loss	7.2	8.4	22.5
Maximum operating pressure	10	10	10
Hydraulic connection	3/4" EK	3/4" EK	3/4" EK

#### Air technical data

	FC75	FC95	FC115
Maximum air flow rate	162	320	461
Air flow rate at medium speed	113	252	367
Air flow rate at minimum speed	55	155	248

#### Electric data

	FC75	FC95	FC115
Supply voltage	230/1/50	230/1/50	230/1/50
Maximum power consumption	11.27	18.49	19.86
Maximum current consumption	0.05	0.08	0.09
Power consumption at minimum speed	6.6	7.2	7.3

#### Noise data

	FC75	FC95	FC115
Noise pressure at maximum air flow rate*	42	43	45
Noise pressure at medium air flow rate*	33	36	37
Noise pressure at minimum air flow rate*	22	24	24
Noise pressure at temperature set-point*	19	20	22

\* Measured at 1 metre according to ISO 7779

### A uniform assortment for the entire house

Discover Vasco's extensive range of Niva products and create one and the same sleek look & feel in your entire home. The range of Niva products is available as vertical and horizontal models as well as an electric version. However, the Niva fan coil unit is only available as a horizontal model.



Niva vertical



Niva horizontal



Niva Soft vertical

**VASCO**

WWW.VASCO.EU





A BRAND OF VASCO GROUP

**Vasco Group nv**  
Kruishoefstraat 50  
B-3650 Dilsen  
T. +32 (0)89 79 04 11  
info@vasco.eu  
[www.vasco.eu](http://www.vasco.eu)

Download the **Vasco-App**  
**Climate Control** for your  
customised indoor climate  
regulation



Follow us on  
**Facebook** and  
**YouTube**.

