

# Filter sets DX4/5/6

## Description

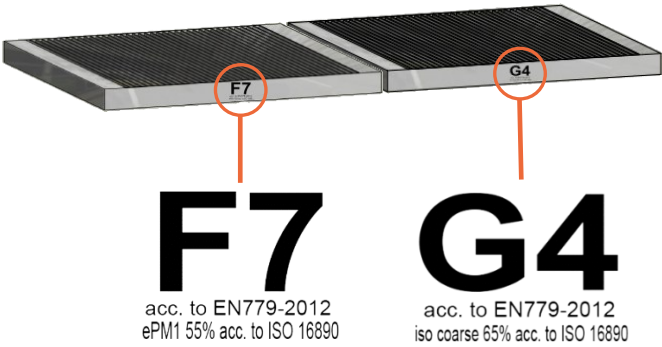
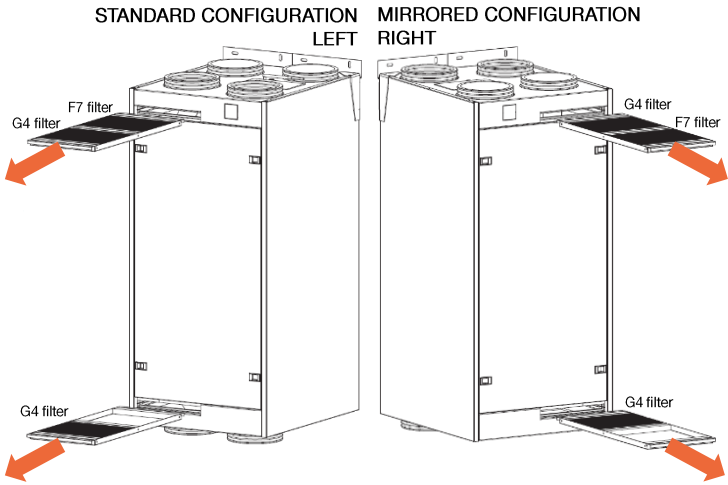
The DX4/5/6 comes standard with air filters of 1x ISO ePM1 55% (F7) and 1x ISO Coarse 65% (=G4) filters. We recommend cleaning both filters every three months with a vacuum cleaner and replacing them every six months. The need for replacement is easily indicated by the dirt filter notification on the supplied control element: when replacement is necessary, the LED indicator will flash orange twice.

### Dirty filter indication + reset

After operation, the LED lights up orange 2x:



Replace the filters (supply and return air) with official filter sets for Vasco ventilation units type D. Available from wholesalers or the Vasco 'Accessory Shop'. Then reset the dirty filter message by pressing the 'speed 1' and 'timer' buttons simultaneously for at least 4 seconds, until the LED lights up green.






## Technical specifications

In DX type ventilation units, the filters are accessible at the front of the unit. Two separate filter drawers must be opened to access the supply and exhaust filters.

\* The F7/G4/G4 filter set is only applicable when, in addition to the top connection, the bottom connection is also connected as shown in the table:

\*\* Depending on the outdoor air quality, it may be necessary to replace the ISO ePM1 55% (F7) filter more frequently. For this reason, a filter replacement set containing two ISO ePM1 55% (F7) filters is available.

Type ventilation unit	DX4/5/6		
Dimensions filters (l x w x h mm)	275 x 275 x 20		
Filter ratings EN779 – ISO 16890	F7 – ISO ePM1 55% G4 – ISO Coarse 65%	F7 – ISO ePM1 55% G4 – ISO Coarse 65% G4 – ISO Coarse 65%	F7 – ISO ePM1 55% F7 – ISO ePM1 55%
Material	Fibreglass paper Filter border made of cardboard		
Filter sets		 *	 **