
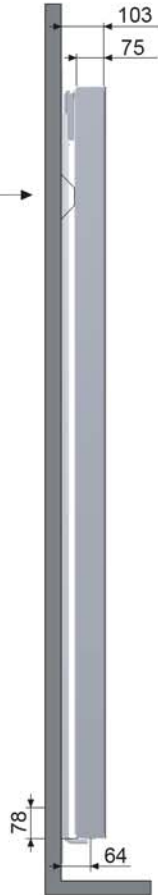

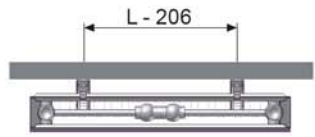


Flat V-line type 21S



- J - Beugel
- J - Bügel
- J - Support
- J - Bracket
- J - Konsole

Werkdruk : Max.10 bar
 Betriebsdruck : Max.10 bar
 Pression de service : Max.10 bar
 Operating pressure : Max.10 bar
 Presión : Max.10 bar
 Ciśnienie Robocze : Max.10b

H	A	B	C	D
1600	100	170	670	1340
1800	100	170	770	1540
2000	100	170	870	1740
2200	100	170	970	1940

